


Príklady na stavby z kociek – 1. časť


Dopíš počty kociek do plánu

1.




obr.1

2.




obr.2

obr.3



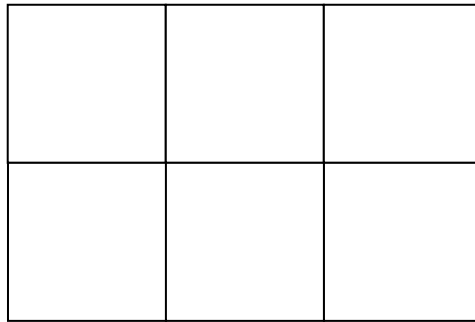
3.

obr.4




4.

5.




obr.5

6.




obr.6

obr.7



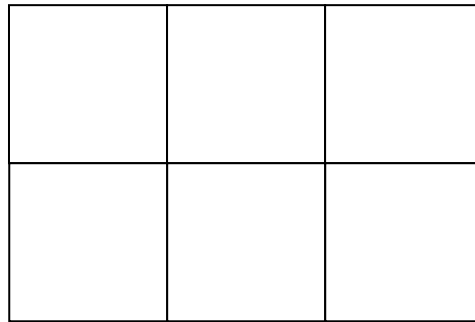
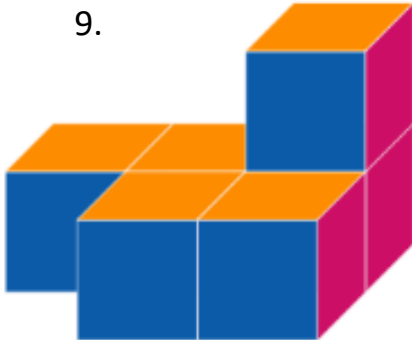
7.

obr.8




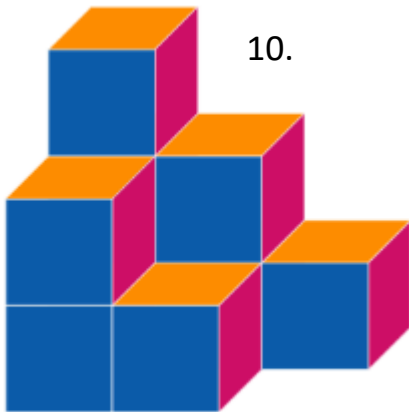
8.

9.




obr.9

10.



obr.10


obr.11



11.



obr.12



12.



Riešenie

obr.1

1	1	1
1		3

obr.2

1	1	
4	1	3

obr.3

2	1	2
	1	

obr.4

1	2	1
	1	

obr.5

3	1	3
2	1	1

obr.6

1	1	2
2	1	2

obr.7

3	2	1
	1	1

obr.8

2	2	2
	1	

obr.9

1	1	2
	1	1

obr.10

3	2	1
2	1	

obr.11

2	1	1
1	1	2

obr.12

1	2	1
1		

Mgr. J. Zvolenský, Základná škola Skýcov

<https://ucimsadoma.weblahko.sk/>