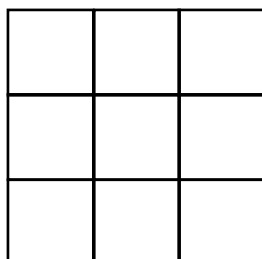

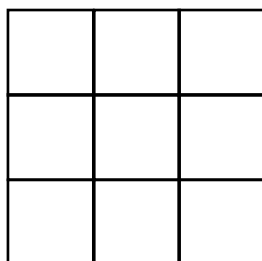



Príklady na stavby z kociek – 2. časť

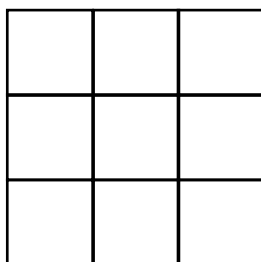
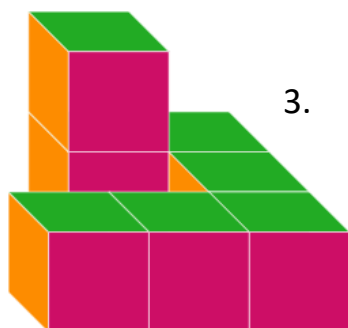
Dopíš počty kociek do plánu



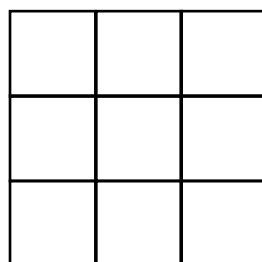
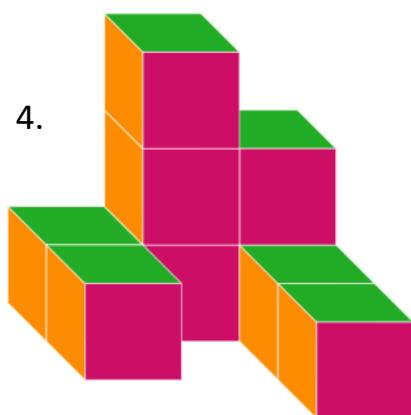
obr.1



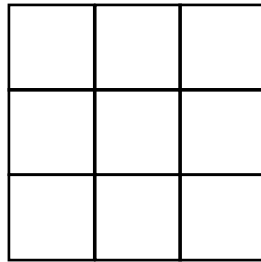
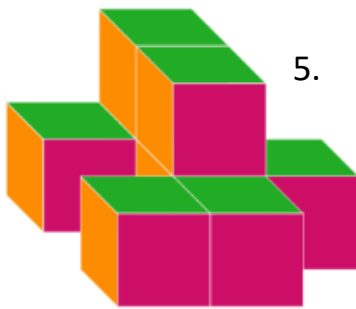
obr.2



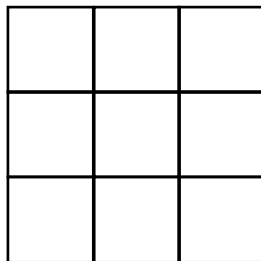
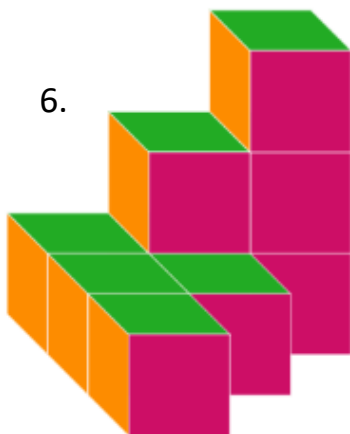
obr.3



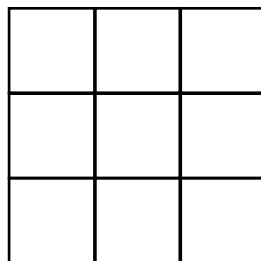
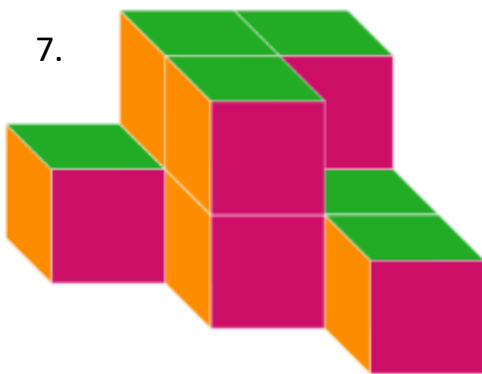
obr.4



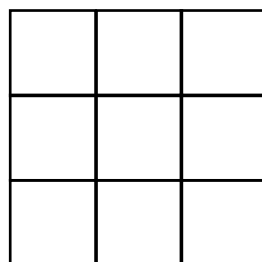
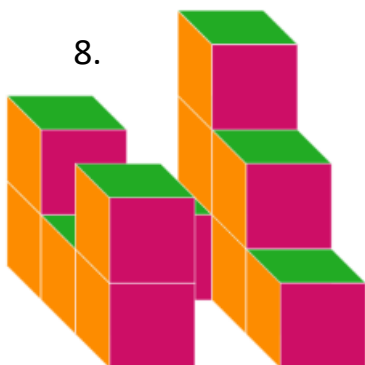
obr.5



obr.6

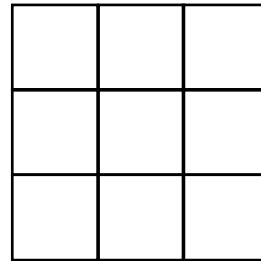


obr.7



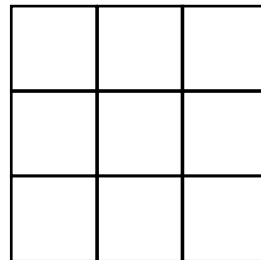
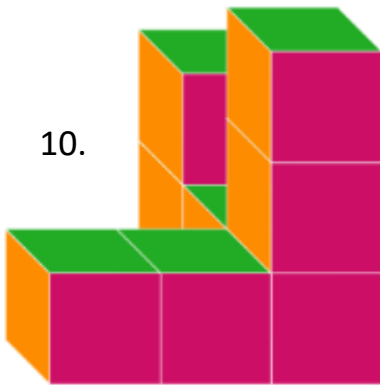
obr.8

9.



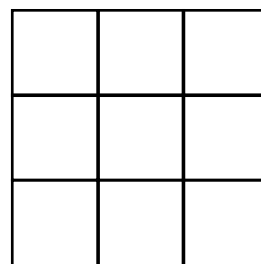
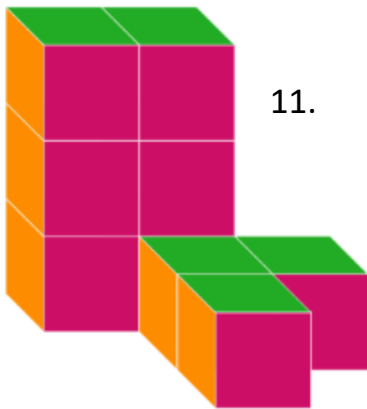
obr.9

10.



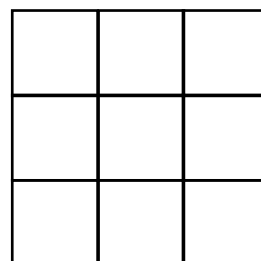
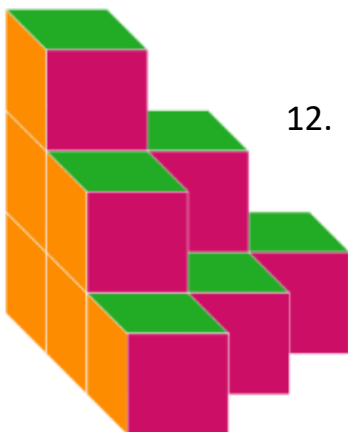
obr.10

11.



obr.11

12.



obr.12

Riešenie

obr.1

1	2	3
	1	1
		1

obr.2

2	1	2
1	1	2
1		1

obr.3

	2	1
		1
1	11	1

obr.4

1	3	2
1		1
		1

obr.5

1	2	
	2	1
1	11	

obr.6

1	2	3
1	1	
1		

obr.7

1	2	2
	2	1
		1

obr.8

2	1	3
1		2
2		1

obr.9

2	1	2
1		1
1	11	1

obr.10

		2
		1
1	11	3

obr.11

3	3	
	1	1
	11	

obr.12

3	2	1
2	1	
1		